

Scaled data based on original data using
LM-79-08 Approved Method: Electrical and Photometric Measurements of Solid-
State Lighting Products

Test Report Prepared for
Cooper Lighting Solutions
(formerly Eaton)

Brand: LUMARK

Report Number: P143976

Luminaire Tested: **LDRL-5WQ-F06-E-7050**

Issue Date: 3/3/2020

Test Information

Test Method: LM-79-08
Report Number: P143976
REPORT IS SCALED FROM IESNA LM-79-08 TEST DATA (P33698)
Test Lab: INNOVATION CENTER-P3
Issue Date: 3/3/2020
Manufacturer: COOPER LIGHTING SOLUTIONS (FORMERLY EATON)
Product Line: LUMARK
Catalog Number: LDRL-5WQ-F06-E-7050
Description: RL LED ROADWAY LARGE CUTOFF COBRAHEAD LUMINAIRE
(6) LIGHTBARS WITH AccuLED OPTICS - TYPE 5 SQUARE WIDE
Light Source: (42) 5000K CCT, 70 CRI LEDs
Ballast/Driver: -

Summary

Lumens per Lamp: N/A
Luminaire Lumens: 15580.6 lumens
Efficiency: N/A
Efficacy: 99.6 lumens/watt
Luminous Opening: Rectangular (W 1' x L: 1' x H: 0')
IES Classification: Type V - Short - Semi-Cutoff
BUG Rating: B4 - U0 - G2

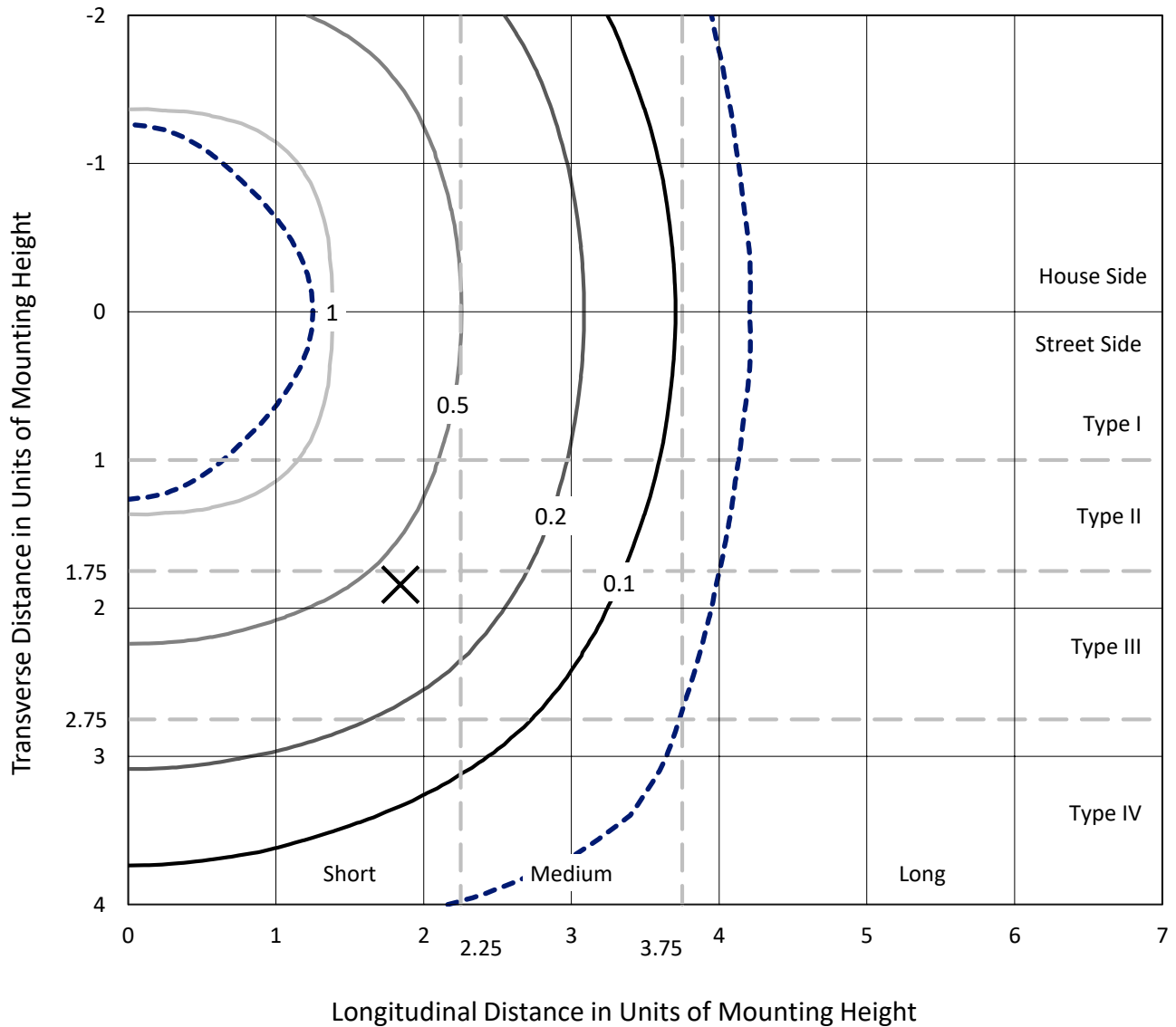
Input Watts (W): 156.5
Input Voltage (V): NR
Input Current (Ain): NR
Voltage Rise (V): NR
Power Factor: NR
Total Harmonic Distortion (THDi): NR
Frequency (hertz): 60
Stabilization Time: NR
Operation Time: NR
Ambient Temperature (°C): NR
Test Distance: 25 FT



REPORT NUMBER: P143976
 CATALOG NUMBER: LDRL-5WQ-F06-E-7050

Iso-Footcandle Lines of Horizontal Illumination

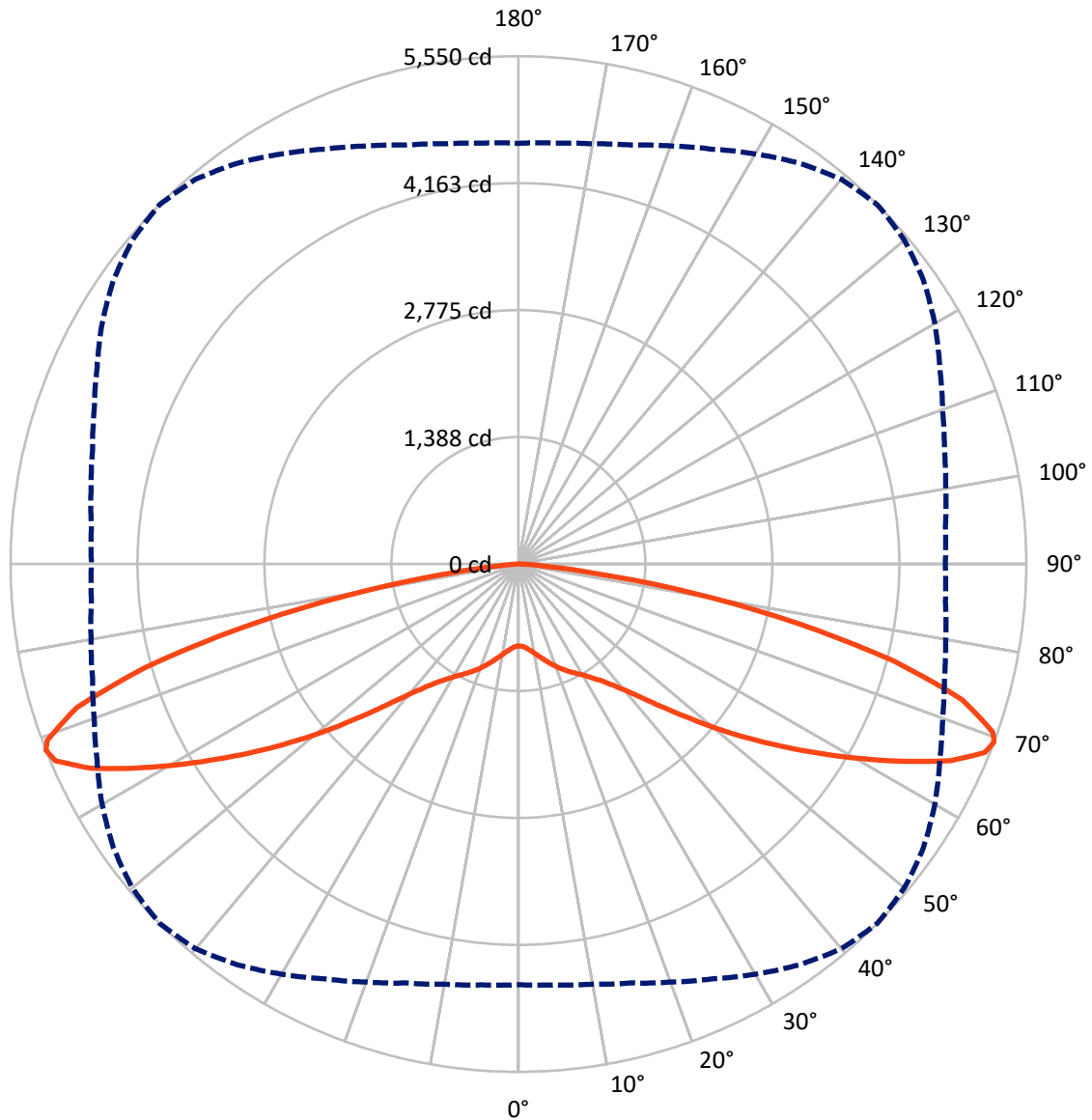
✕ Max cd
 - - - 1/2 Max cd



Based on 25 foot mounting height. Maximum calculated value = 1.6 fc
 Type V - Short - Semi-Cutoff

REPORT NUMBER: P143976
CATALOG NUMBER: LDRL-5WQ-F06-E-7050

Luminous Intensity Polar Plot



— Vertical Plane Through 45-Deg Lateral - - - Horizontal Cone Through 69-Deg Vertical

REPORT NUMBER: P143976

CATALOG NUMBER: LDRL-5WQ-F06-E-7050

FLUX DISTRIBUTION:

		Downward	Upward	Total
House Side	Lumens	7790.3	0.0	7790.3
	% Fixture	50.0	0.0	50.0
Street Side	Lumens	7790.3	0.0	7790.3
	% Fixture	50.0	0.0	50.0
Total	Lumens	15580.6	0.0	15580.6
	% Fixture	100.0	0.0	100.0

Coefficient of Utilization

ZONAL LUMENS:

Zone	Lumens	% Fixture
0°-10°	90.3	0.6
10°-20°	311.3	2.0
20°-30°	600.2	3.9
30°-40°	983.5	6.3
40°-50°	1710.1	11.0
50°-60°	3037.7	19.5
60°-70°	4716.2	30.3
70°-80°	3757.6	24.1
80°-90°	373.7	2.4
90°-100°	0.0	0.0
100°-110°	0.0	0.0
110°-120°	0.0	0.0
120°-130°	0.0	0.0
130°-140°	0.0	0.0
140°-150°	0.0	0.0
150°-160°	0.0	0.0
160°-170°	0.0	0.0
170°-180°	0.0	0.0
0°-90°	15580.6	100.0
0°-180°	15580.6	100.0



REPORT NUMBER: P143976

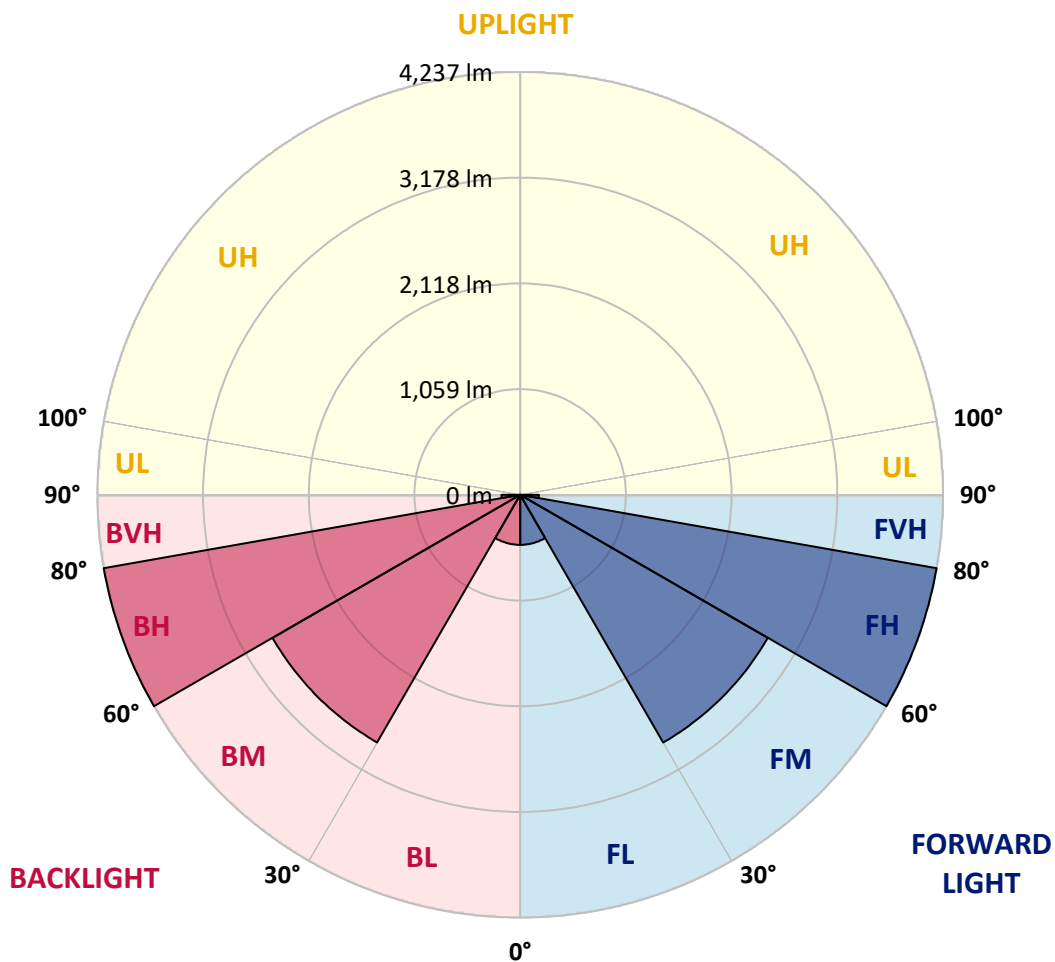
CATALOG NUMBER: LDRL-5WQ-F06-E-7050

LUMINAIRE CLASSIFICATION SYSTEM LUMEN TABLE AND BUG RATING:

Zone		Lumens	% Fixture	Zone Rating/Lumen Limit		
				B	U	G
FL	(0°-30°)	500.9	3.2			
FM	(30°-60°)	2865.6	18.4			
FH	(60°-80°)	4236.9	27.2			G2/5000
FVH	(80°-90°)	186.8	1.2			G2/225
BL	(0°-30°)	500.9	3.2	B2/1000		
BM	(30°-60°)	2865.6	18.4	B3/5000		
BH	(60°-80°)	4236.9	27.2	B4/5000		G2/5000
BVH	(80°-90°)	186.8	1.2			G2/225
UL	(90°-100°)	0.0	0.0		U0/0	
UH	(100°-180°)	0.0	0.0		U0/0	

BUG Rating: B4-U0-G2

Type V Short





REPORT NUMBER: P143976

CATALOG NUMBER: LDRL-5WQ-F06-E-7050

CANDELA DISTRIBUTION (FULL):

	0°	5°	10°	15°	20°	25°	30°	35°	40°	45°	50°
0°	895.5	895.5	895.5	895.5	895.5	895.5	895.5	895.5	895.5	895.5	895.5
2.5°	902.6	902.6	902.6	901.6	901.6	900.6	901.6	900.6	900.6	900.6	900.6
5°	926.0	924.0	924.0	923.0	925.0	925.0	923.0	924.0	923.0	924.0	924.0
7.5°	955.5	955.5	955.5	954.5	956.5	955.5	954.5	955.5	955.5	954.5	954.5
10°	992.1	993.1	992.1	992.1	995.1	994.1	995.1	995.1	996.2	995.1	995.1
12.5°	1034.8	1034.8	1035.8	1036.8	1037.8	1038.9	1041.9	1040.9	1042.9	1040.9	1040.9
15°	1084.6	1086.6	1084.6	1084.6	1087.6	1089.7	1090.7	1090.7	1092.7	1091.7	1089.7
17.5°	1137.5	1138.5	1137.5	1136.4	1139.5	1142.5	1143.6	1143.6	1146.6	1144.6	1144.6
20°	1191.3	1192.3	1190.3	1189.3	1193.4	1193.4	1195.4	1196.4	1199.5	1200.5	1197.4
22.5°	1241.1	1242.2	1241.1	1240.1	1244.2	1244.2	1247.2	1248.3	1252.3	1251.3	1251.3
25°	1289.9	1289.9	1288.9	1288.9	1293.0	1294.0	1297.0	1299.1	1303.1	1303.1	1303.1
27.5°	1334.7	1335.7	1333.6	1332.6	1340.8	1343.8	1345.8	1349.9	1352.9	1355.0	1354.0
30°	1385.5	1385.5	1384.5	1387.5	1392.6	1396.7	1400.7	1406.8	1412.9	1410.9	1410.9
32.5°	1445.4	1447.5	1446.5	1450.5	1456.6	1462.7	1467.8	1474.9	1478.0	1483.1	1479.0
35°	1525.8	1529.8	1527.8	1531.9	1536.9	1541.0	1552.2	1559.3	1564.4	1567.4	1565.4
37.5°	1626.4	1624.4	1628.4	1629.4	1639.6	1644.7	1657.9	1668.1	1676.2	1679.2	1677.2
40°	1751.4	1748.4	1753.4	1758.5	1771.7	1776.8	1792.1	1807.3	1818.5	1822.6	1820.5
42.5°	1900.8	1904.9	1913.0	1920.2	1938.4	1952.7	1970.0	1992.3	2004.5	2009.6	2002.5
45°	2097.0	2089.9	2105.2	2123.4	2133.6	2165.1	2193.6	2217.0	2237.3	2245.4	2237.3
47.5°	2320.6	2319.6	2337.9	2360.3	2386.7	2416.2	2449.7	2480.2	2515.8	2517.8	2507.7
50°	2567.7	2588.0	2598.2	2620.5	2669.3	2705.9	2748.6	2794.3	2826.9	2837.0	2818.7
52.5°	2865.5	2880.7	2886.8	2924.4	2969.2	3013.9	3073.9	3128.8	3166.4	3170.4	3161.3
55°	3188.7	3200.9	3212.1	3257.9	3306.6	3346.3	3422.5	3476.4	3514.0	3528.2	3522.1
57.5°	3523.2	3534.3	3548.6	3598.4	3648.2	3704.1	3776.3	3839.3	3883.0	3909.4	3902.3
60°	3894.2	3894.2	3926.7	3976.5	4017.2	4083.2	4158.5	4231.7	4279.4	4321.1	4309.9
62.5°	4284.5	4295.7	4327.2	4367.9	4410.6	4471.5	4556.9	4644.3	4717.5	4749.0	4748.0
65°	4580.3	4600.6	4642.3	4689.1	4760.2	4832.4	4940.1	5048.9	5137.3	5183.1	5183.1
67.5°	4666.7	4679.9	4731.8	4802.9	4905.6	5020.4	5166.8	5318.3	5439.2	5499.2	5461.6
69°	4597.6	4616.9	4662.6	4739.9	4861.9	5002.2	5176.0	5347.8	5488.0	5550.0	5506.3
70°	4517.3	4538.6	4584.4	4660.6	4786.7	4936.1	5109.9	5294.9	5445.3	5498.2	5448.4
72.5°	4190.0	4216.4	4248.9	4315.0	4428.9	4569.1	4725.7	4888.3	5032.6	5074.3	5012.3
75°	3631.9	3637.0	3653.3	3702.1	3742.7	3842.3	3975.5	4104.6	4213.4	4237.7	4171.7
77.5°	2570.7	2543.3	2515.8	2557.5	2590.0	2718.1	2862.4	2968.2	3082.0	3116.6	3049.5
80°	1127.3	1117.1	1155.7	1210.6	1354.0	1439.4	1580.6	1732.1	1828.7	1941.5	1820.5
82.5°	222.6	234.8	271.4	335.4	413.7	520.4	612.9	717.6	812.2	854.9	811.2
85°	90.5	98.6	111.8	125.0	134.2	150.4	176.9	219.6	241.9	245.0	232.8
87.5°	37.6	43.7	59.0	70.1	71.2	68.1	70.1	72.2	59.0	47.8	60.0
90°	0.0	0.0	0.0	0.0	0.0	0.0	0.0	0.0	0.0	0.0	0.0



REPORT NUMBER: P143976

CATALOG NUMBER: LDRL-5WQ-F06-E-7050

CANDELA DISTRIBUTION (continued):

	55°	60°	65°	70°	75°	80°	85°	90°
0°	895.5	895.5	895.5	895.5	895.5	895.5	895.5	895.5
2.5°	900.6	901.6	900.6	901.6	900.6	900.6	901.6	900.6
5°	923.0	924.0	923.0	922.0	920.9	922.0	922.0	922.0
7.5°	954.5	953.5	952.5	952.5	951.4	950.4	952.5	952.5
10°	993.1	992.1	990.1	990.1	989.0	989.0	989.0	989.0
12.5°	1039.9	1036.8	1035.8	1032.8	1031.7	1030.7	1030.7	1031.7
15°	1088.7	1085.6	1084.6	1079.5	1079.5	1078.5	1078.5	1078.5
17.5°	1140.5	1137.5	1133.4	1133.4	1130.3	1128.3	1129.3	1127.3
20°	1193.4	1189.3	1187.3	1186.2	1182.2	1182.2	1182.2	1181.2
22.5°	1245.2	1242.2	1239.1	1235.0	1231.0	1230.0	1230.0	1228.9
25°	1298.1	1293.0	1286.9	1282.8	1278.7	1275.7	1275.7	1275.7
27.5°	1350.9	1344.8	1335.7	1330.6	1324.5	1321.4	1321.4	1320.4
30°	1406.8	1399.7	1391.6	1384.5	1376.3	1373.3	1372.3	1370.2
32.5°	1473.9	1466.8	1458.7	1448.5	1440.4	1435.3	1435.3	1432.2
35°	1559.3	1551.2	1545.1	1531.9	1521.7	1513.6	1514.6	1516.6
37.5°	1671.1	1660.9	1655.9	1639.6	1626.4	1618.3	1618.3	1617.2
40°	1813.4	1803.3	1792.1	1776.8	1760.6	1749.4	1746.3	1746.3
42.5°	1994.4	1985.2	1970.0	1948.6	1929.3	1917.1	1906.9	1908.0
45°	2221.0	2209.9	2188.5	2162.1	2138.7	2121.4	2107.2	2107.2
47.5°	2496.5	2473.1	2443.6	2420.3	2380.6	2354.2	2344.0	2342.0
50°	2810.6	2766.9	2730.3	2696.7	2655.1	2627.6	2612.4	2608.3
52.5°	3139.9	3094.2	3048.5	3004.7	2953.9	2925.5	2901.1	2899.0
55°	3497.7	3439.8	3381.9	3339.2	3279.2	3249.7	3225.3	3211.1
57.5°	3862.7	3797.6	3755.9	3694.9	3631.9	3610.6	3587.2	3569.9
60°	4273.3	4202.2	4147.3	4083.2	4042.6	3996.8	3974.5	3961.3
62.5°	4693.1	4627.1	4556.9	4495.9	4439.0	4407.5	4377.0	4361.8
65°	5120.1	5011.3	4927.9	4843.6	4776.5	4719.6	4671.8	4665.7
67.5°	5382.3	5245.1	5105.8	4982.8	4884.2	4803.9	4755.1	4737.9
69°	5403.7	5254.2	5080.4	4933.0	4819.2	4741.9	4684.0	4665.7
70°	5344.7	5194.3	5011.3	4852.7	4734.8	4650.4	4602.7	4572.2
72.5°	4913.7	4781.6	4605.7	4449.2	4342.4	4243.8	4196.1	4183.9
75°	4053.8	3913.5	3751.9	3676.6	3602.4	3540.4	3507.9	3504.9
77.5°	2878.7	2735.4	2612.4	2513.8	2433.5	2393.8	2403.0	2369.4
80°	1647.7	1460.7	1312.3	1224.9	1105.9	1034.8	954.5	1012.4
82.5°	708.5	572.3	436.1	354.8	270.4	214.5	176.9	164.7
85°	198.2	161.6	135.2	124.0	111.8	99.6	84.4	78.3
87.5°	67.1	64.0	56.9	56.9	51.8	43.7	30.5	27.4
90°	0.0	0.0	0.0	0.0	0.0	0.0	0.0	0.0

(END OF REPORT)